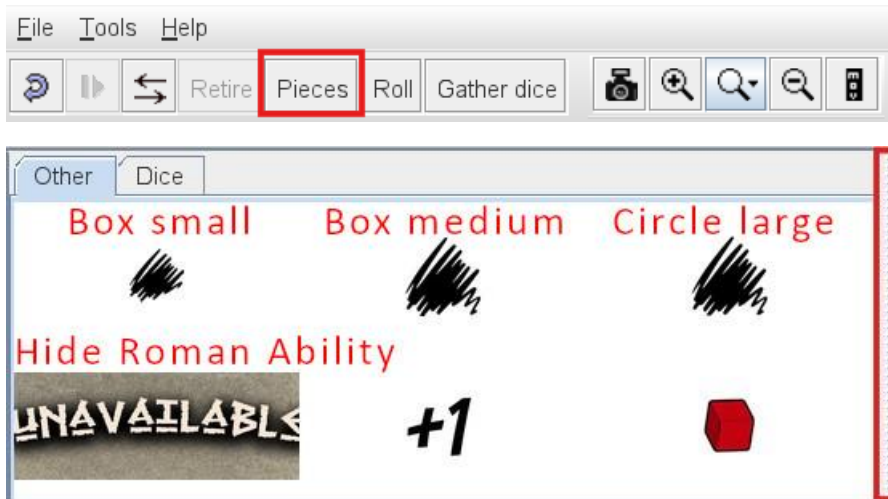


# How to use Vassal module

## Rome Must Fall

### Get components

To pick up the various components in the game, simply click on the 'Pieces' button in the top left-hand corner. The following panel should open on the left, which you can shrink or enlarge using the red boxed area.



Once the panel is open, all you need to do is drag and drop the component you want where you want it.

### Remove components

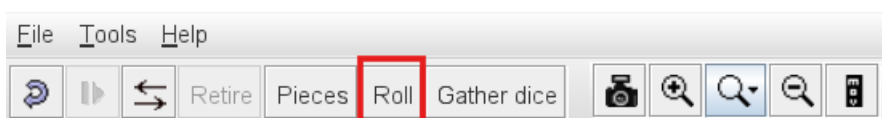
To remove the component(s) from the game board, simply select the component(s) you want and press the 'Del' key, or right-click on a piece and click on 'Delete' in the menu.

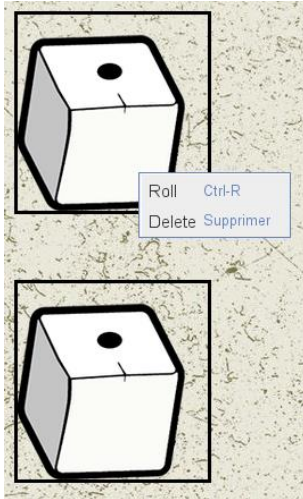


### Roll the dice

To roll the dice, simply select the dice you want to roll and then either:

- click on the 'Roll' button in the top left-hand corner
- right-click on the selected dice and click on 'Roll' in the menu
- press the 'Ctrl + R' keys





## Gather the dice

To gather the dice, simply click on the 'Gather dice' button in the top left-hand corner.

